

Getting Started In Mastodon

Welcome! So you have created an account – now what?

This document will:

- Identify Mastodon advantages/disadvantages
- Provide a brief introduction to the “Fediverse”
- Introduce you to three ways of accessing Mastodon
- Show you where to find your Username, which you can share with others to help find you in Mastodon!



ADVANTAGES/DISADVANTAGES TO MASTODON

Advantages:

- There are no advertisements, trackers, algorithms, or anything else nasty!
- It is independently run. Any bots or troublemakers will be booted to keep the space safe and thriving.
- It's a ground-up, volunteer-run way of connecting with others that is free and not at risk of being bought!

Disadvantages:

- It's new! Apps and functionality will be still trying to catch up for a while.
- It's new! Lots of users haven't yet joined, although there are many more joining every day.
- It's new! (Notice a theme?) Twitter is a well-oiled Cadillac that has had years to become better and better (and \$\$\$ has helped!). Mastodon is still growing and is still working on improving the user experience. This includes improving Apps and user interface and GIF and video capability.

A LITTLE BACKGROUND (Pulled from Fedi.tips)

Fediverse: A collection of thousands of independent social media servers that talk to each other seamlessly. The most popular type of Fedi server is called Mastodon. Because the servers are all run independently, it makes it almost impossible for a single someone or company to buy Mastodon.

Thirring.org is one of these Mastodon servers, run by Skye, Cenobyte, and Satori. They are independent, volunteering time and energy to make sure friends have a safe, secure space to come to if they are looking for something other than Twitter to use.

All of the servers together allow millions of users on these servers can interact with each other as if they were on a single social network. You only need one Mastodon logon on any server in order to talk to everyone else on other servers in the Fediverse.

How Do I Access Mastodon?

There are three options to access Mastodon:

1. Web Browser on personal computer, (best)
2. Web Browser on smartphone, or (second best)
3. An App. (Official Mastodon App, or another third-party App) (third best)

Cenobyte and Satori have been using all three options! Apps are nice for easy browsing, but they were pushed out quickly and right now are missing some things you may find useful. Future updates will improve things! When we can't find something on an App (like bookmark history, for example, or how to set up lists), we go to the Web Browser (smartphone or personal computer) to figure it out.

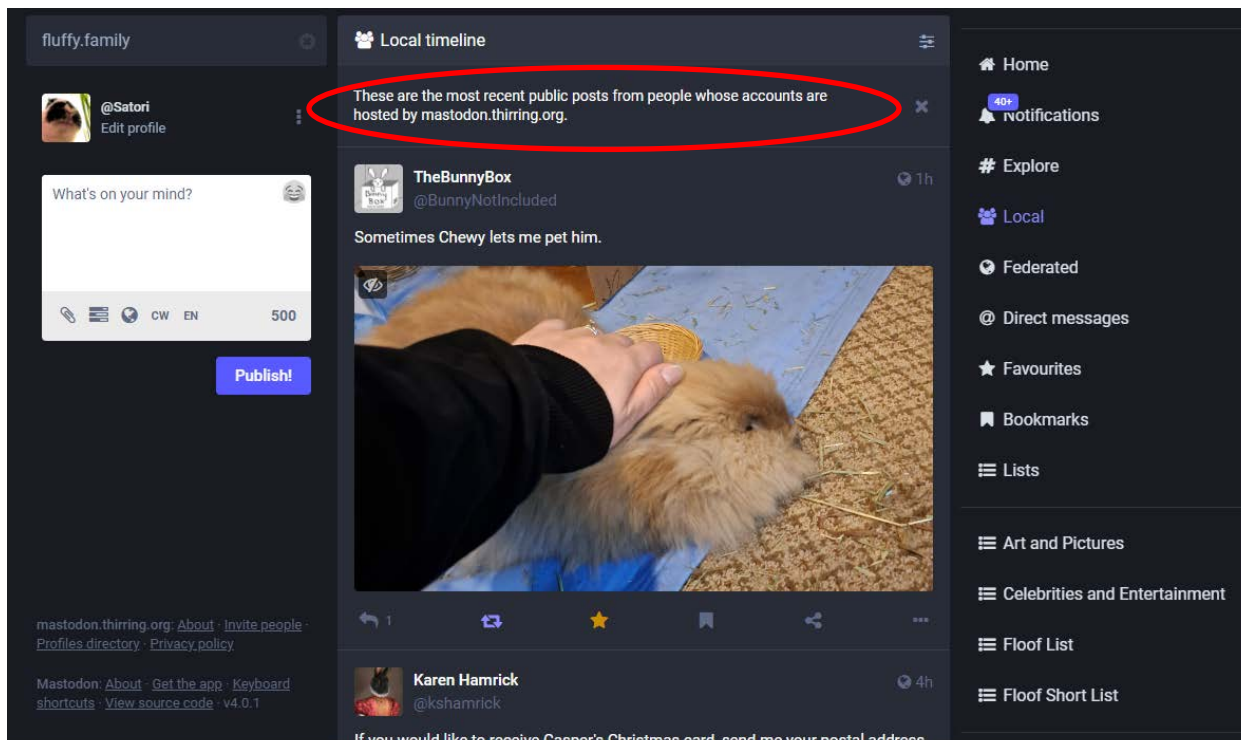
Web Browser on Personal Computer

In the address bar, click on mastodon.thirring.org

Sign in with your email address and password.

This has the best user experience, as it is easy to navigate and a good place to start if you have a computer. It has a nice menu on the right side. If you're having trouble figuring an app out, it's a good idea to come to this place. It also helps you understand what you're seeing by describing different buttons (like the text in the red circle below).

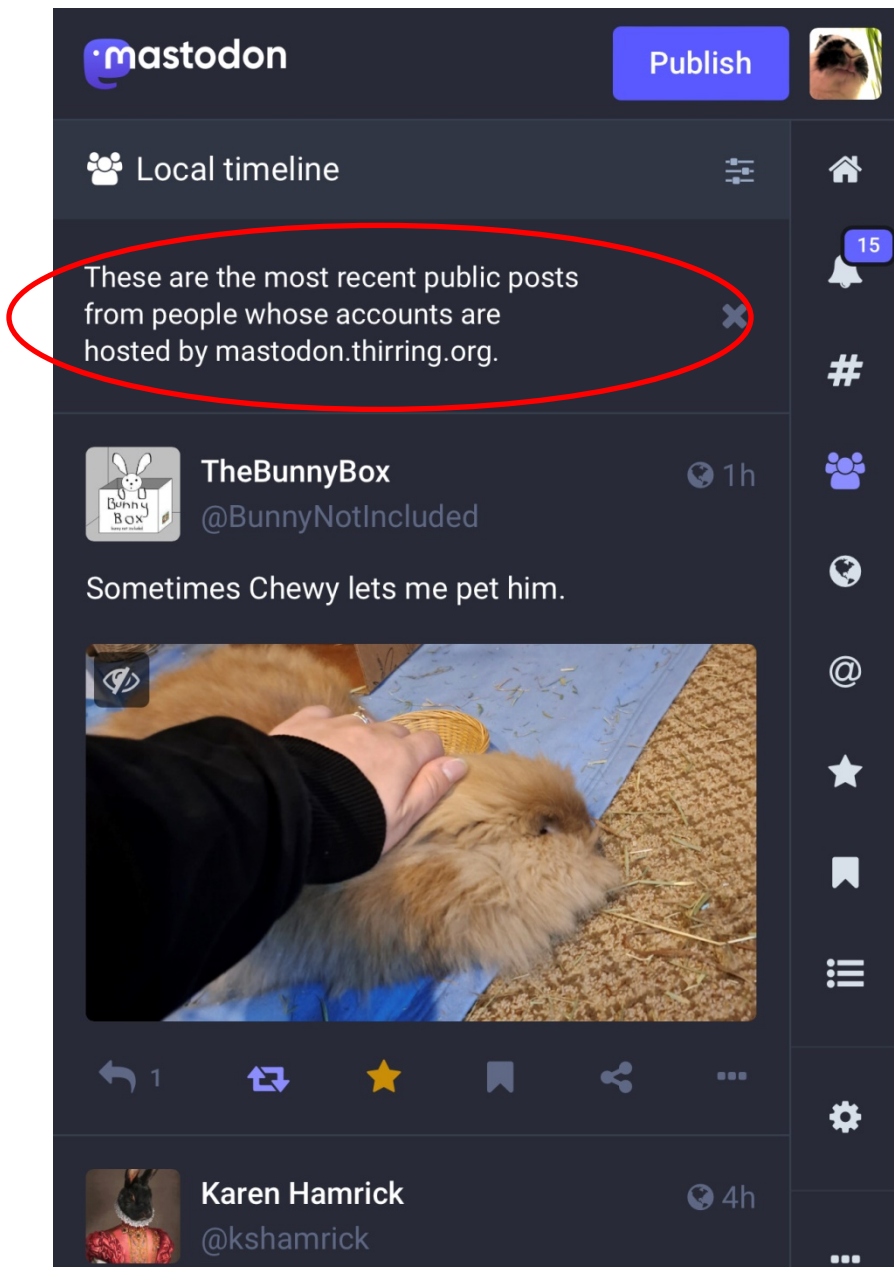
(It's also a good place to create lists, if that floats your boat!)



Mastodon on a Smartphone Web Browser


On your smartphone, type [Mastodon.thirring.org](https://mastodon.thirring.org) into your address bar on your web browser. (Safari on iPhone/iPad's or the default web browser on Android)

The screen adjusts to a smartphone view that looks approximately like the one below. It is also nice as there are explanatory instructions for each button on the right side, such as the one in the red button below.




Mastodon Apps

If you followed the directions provided to get set up, you already have the Official Mastodon App on your smartphone, that looks like:

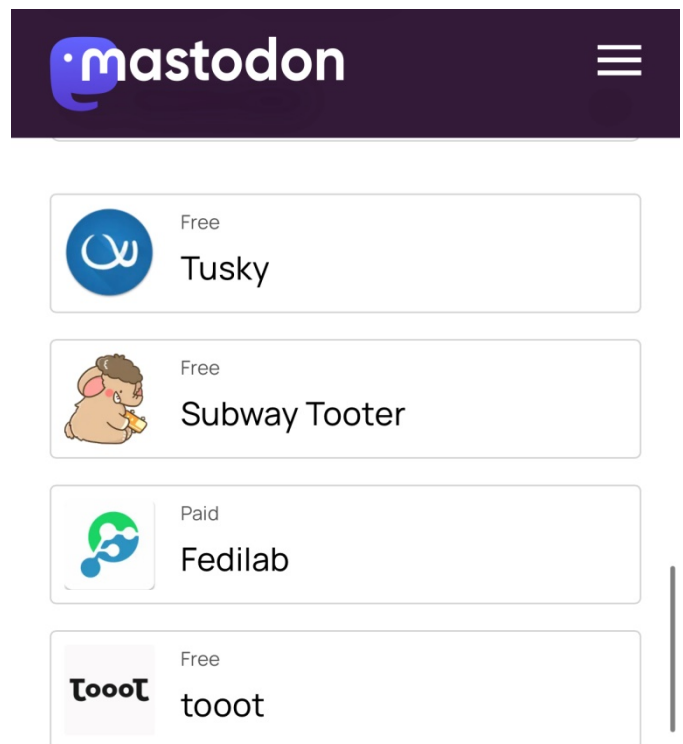


There are many other third party apps to try out. Future updates will come, and more apps will become available., and many will improve in time. Everyone has their own preferences and some look more like Twitter than others. Here are some options, both paid and free.

iPhone/iPad:



Android:



Satori has tried Metatext and toot for iPhone and Ceno has tried Tusky and toot for Android. Feel free to reach out to us and fellow friends to chat more about our experiences!

What's my Username?

Your Display Name is how others see you on Mastodon (Like Satori)

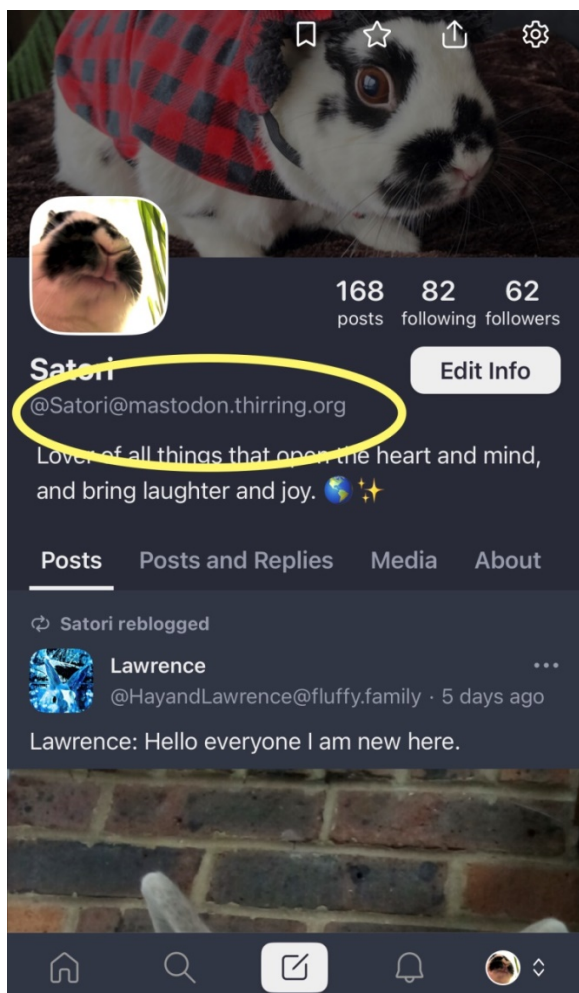
Your Username is your account address.

All accounts on the Fediverse have a unique address that looks like this:

@ your username @ your server (like @Satori@mastodon.thirring.org)

One of the best ways to follow your friends on Mastodon and the Fediverse is to exchange account addresses with them.

Your address is found on your profile page, just below your profile picture and display name (circled in yellow).



Tip: Other social media sites such as Twitter can make it hard to cut and paste and share these addresses. If you're having trouble, write out your account address like this: @Satori@mastodon(dot)thirring(dot)org, or (at)Satori(at)mastodon(dot)thirring(dot)org